

3

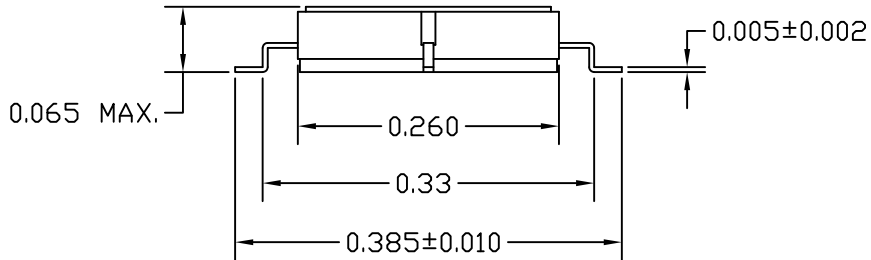
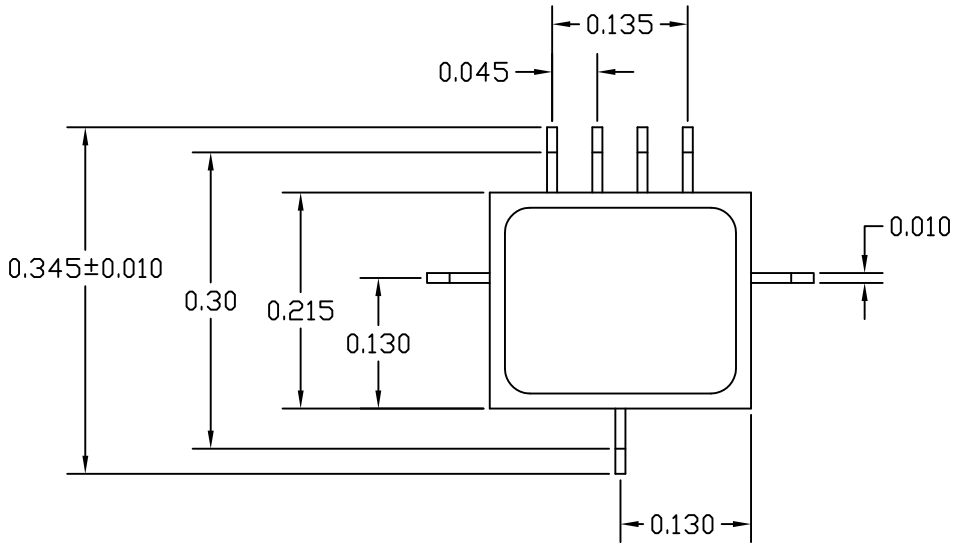
2

1

This document is the property of KCB Solutions, Inc. and contains company confidential and/or proprietary information. It is issued in strict confidence and the recipient shall not reproduce, copy, cause to be reproduced or copied, disclose to others, or use as the basis for manufacture, sale or purchase of apparatus the contents or portions thereof of this document without written permission of KCB Solutions.

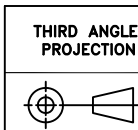
REVISIONS

ZONE	LTR	DESCRIPTION	DATE	APPROVED
	-	INITIAL RELEASE	04/20/07	DGS
	A	CLARIFIED TOLERANCES	04/21/08	DGS
	B	ADDED NOTE 5 PER CDCO-1032	02/24/09	REN
	B1	REVISED PER CDCO-1100	05/24/11	KS
	B2	REVISED_PER_CDCO-1221	8/9/12	KS



NOTES:

1. PACKAGE MATERIAL: CERAMIC
2. PACKAGE LEADS/LID: ASTM F-15 ALLOY
3. PACKAGE BASE: COPPER TUNGSTEN
4. PLATING FINISH: 50-100 MICRONS GOLD OVER 100-225 MICRONS NICKEL
5. LEADS TO BE .003" MAX. COPLANNER TO BASE



UNLESS OTHERWISE SPECIFIED	DRAWN BY D. SCOFIELD	04/20/07	KCB SOLUTIONS, INC. 900 Mount Laurel Circle, Shirley, Ma. 01464
DIMENSIONS ARE IN INCHES TOLERANCES IN FINISH: RMS 63 ANGLES: 1/16" FRACTIONS: 1/64 4 PLACE DECIMALS: ±.0005 3 PLACE DECIMALS: ±.005 2 PLACE DECIMALS: ±.010	CHECKED BY R. NILSSON	04/20/07	
COMMERCIAL PUBLISHED TOLERANCES SHALL APPLY TO TUBING, BAR, PLATE ETC. ALL THREADS TO BE CLASS 5A OR 5B. PLATED PARTS MUST FIT GAUGES AND MEET SPECIFIED TOLERANCES AFTER PLATING.	ENG. NAME	DATE	OUTLINE, 7-LEAD GULL WING
	PROD. NAME	DATE	
	Q.A. NAME	DATE	
THIRD ANGLE PROJECTION	THIRD ANGLE PROJECTION		SIZE B
CAUTION UNLESS THIS DRAWING BEARS AUTHORIZED SIGNED APPROVALS IT IS PRELIMINARY AND IS NOT TO BE USED FOR MANUFACTURING PURPOSES.	DO NOT SCALE DRAWING		CAGE CODE 3W3Q7
			80015
			SCALE 1 : 1
			SHEET 1 OF 2

3

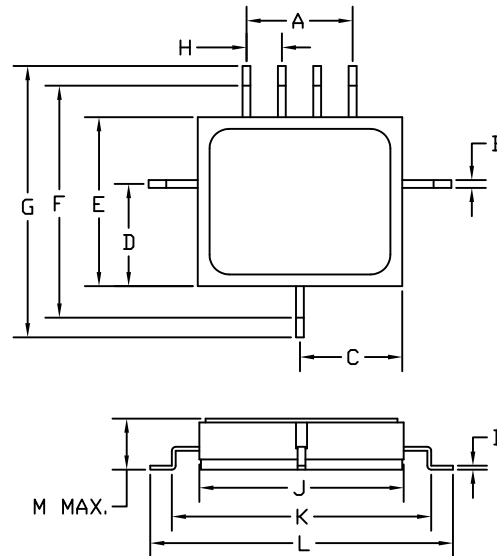
2

1

REVISIONS

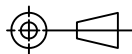
This document is the property of KCB Solutions, Inc. and contains company confidential and/or proprietary information. It is issued in strict confidence and the recipient shall not reproduce, copy, cause to be reproduced or copied, disclose to others, or use as the basis for manufacture, sale or purchase of apparatus the contents or portions thereof of this document without written permission of KCB Solutions.

ZONE	LTR	DESCRIPTION	DATE	APPROVED
	B2	REF_PAGE_1	08/09/12	KS



PART NUMBER: _____					DATE CODE: _____									
WORK ORDER NUMBER: _____					OPERATOR: _____									
REF. DIM	A	B	C	D	E	F	G	H	I	J	K	L	M	
S/N	MIN	0.130	0.005	0.125	0.125	0.210	0.29	0.335	0.040	0.003	0.255	0.32	0.375	--
	MAX	0.140	0.015	0.135	0.135	0.220	0.31	0.355	0.050	0.007	0.265	0.34	0.395	0.065

THIRD ANGLE PROJECTION



UNLESS OTHERWISE SPECIFIED

DIMENSIONS ARE IN INCHES  
TOLERANCES ON FINISH RMS 63  
ANGLES 31/2° FRACTIONS: 31/64  
4 PLACE DECIMALS: ±0.0005  
3 PLACE DECIMALS: ±0.005  
2 PLACE DECIMALS: ±0.010

COMMERCIAL PUBLISHED TOLERANCES SHALL APPLY TO TUBING, BAR, PLATE ETC. ALL THREADS TO BE CLASS 2A OR 2B. PLATED PARTS MUST FIT GAUGES AND MEET SPECIFIED TOLERANCES AFTER PLATING.

CAUTION  
UNLESS THIS DRAWING BEARS AUTHORIZED SIGNED APPROVAL(S) IT IS PRELIMINARY AND IS NOT TO BE USED FOR MANUFACTURING PURPOSES.

DRAWN BY  
D. SCOFIELD 04/20/07

CHECKED BY  
R. NILSSON 04/20/07

ENG. NAME DATE

PROD. NAME DATE

Q.A. NAME DATE

THIRD ANGLE PROJECTION

DO NOT SCALE DRAWING

KCB SOLUTIONS, INC.  
900 Mount Laurel Circle, Shirley, Ma. 01464

OUTLINE,  
7-LEAD GULL WING

SIZE B CAGE CODE 3W3Q7

80015

SCALE 1 : 1

SHEET 2 OF 2

NEXT ASSEMBLY

USED ON

APPLICATION