

3

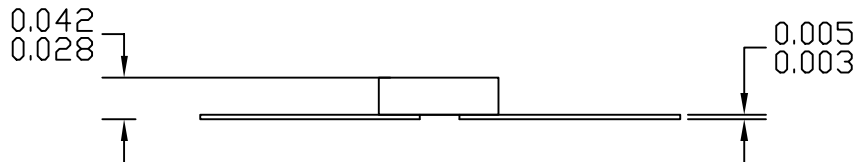
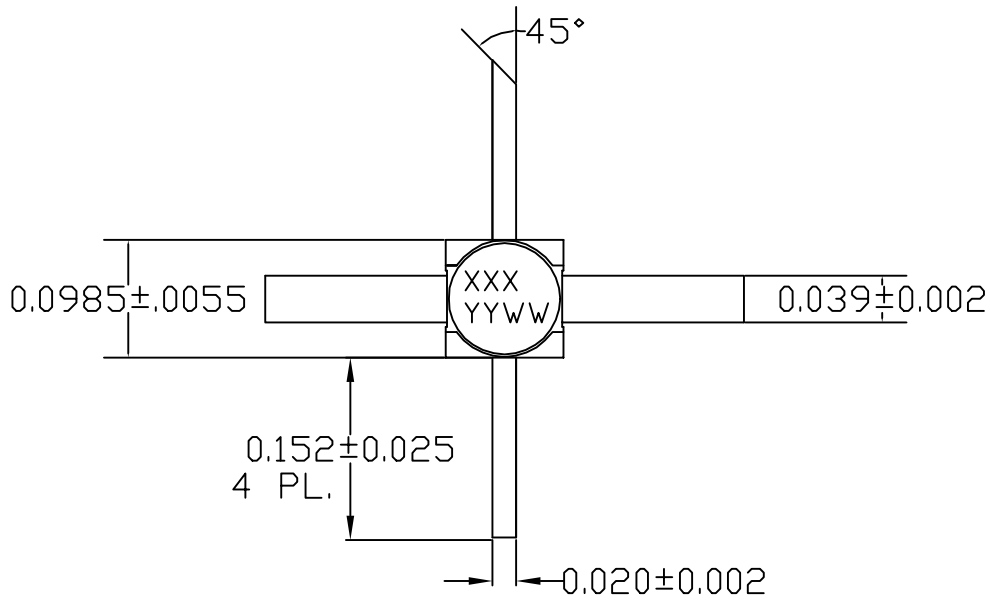
2

1

REVISIONS

This document is the property of KCB Solutions, Inc. and contains company confidential and/or proprietary information. It is issued in strict confidence and the recipient shall not reproduce, copy, cause to be reproduced or copied, disclose to others, or use as the basis for manufacture, sale or purchase of apparatus the contents or portions thereof of this document without written permission of KCB Solutions.

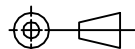
ZONE	LTR	DESCRIPTION	DATE	APPROVED
	-	RELEASE TO PRODUCTION PER CDCO-1086	2/15/11	MC
	A	RELEASE TO PRODUCTION PER CDCO-1146	01/09/12	MC



NOTES:

- 1. MATERIAL:
 PACKAGE: CERAMIC
 PACKAGE BASE: CERAMIC
 LEADS/COVER: ASTM F-15 ALLOY
- 2. PLATING: 50-100 MICRONS GOLD OVER
 100-225 MICRONS NICKEL

THIRD ANGLE PROJECTION



UNLESS OTHERWISE SPECIFIED
 DIMENSIONS ARE IN INCHES
 TOLERANCES ON FINISH RMS G3
 ANGLES 31/64 FRACTIONS: 31/64
 4 PLACE DECIMALS: ±0.0005
 3 PLACE DECIMALS: ±0.005
 2 PLACE DECIMALS: ±0.010

COMMERCIAL PUBLISHED TOLERANCES SHALL APPLY TO TUBING, BAR, PLATE ETC. ALL THREADS TO BE CLASS 2A OR 2B. PLATED PARTS MUST FIT GAUGES AND MEET SPECIFIED TOLERANCES AFTER PLATING.

CAUTION
 UNLESS THIS DRAWING BEARS AUTHORIZED SIGNED APPROVALS IT IS PRELIMINARY AND IS NOT TO BE USED FOR MANUFACTURING PURPOSES.

DRAWN BY MANUEL CID	12/16/10	KCB SOLUTIONS, INC. 900 Mount Laurel Circle, Shirley, Ma. 01464
CHECKED BY D. SCOFIELD	12/16/10	
ENG. NAME	DATE	
PROD. NAME	DATE	
Q.A. P. KOSCIUSZEK	12/16/10	

OUTLINE,
4-LEAD 100 MIL PKG

80044

NEXT ASSEMBLY	USED ON	THIRD ANGLE PROJECTION	DO NOT SCALE DRAWING
APPLICATION		SIZE B	CAGE CODE 3W3Q7

SCALE 1 : 1	SHEET 1 OF 2
-------------	--------------

3

2

1