

3

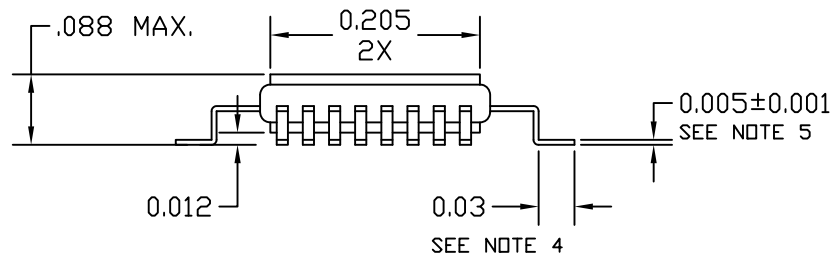
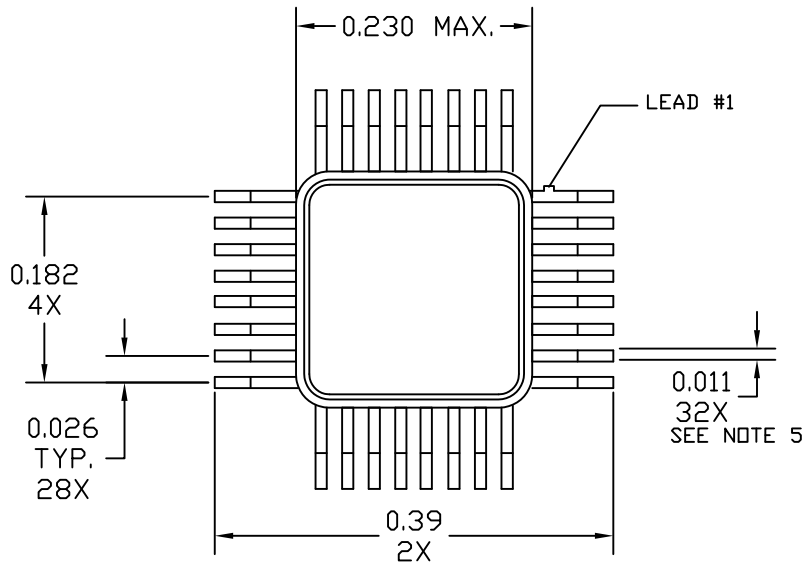
2

1

REVISIONS

This document is the property of KCB Solutions, Inc. and contains company confidential and/or proprietary information. It is issued in strict confidence and the recipient shall not reproduce, copy, cause to be reproduced or copied, disclose to others, or use as the basis for manufacture, sale or purchase of apparatus the contents or portions thereof of this document without written permission of KCB Solutions.

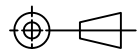
ZONE	LTR	DESCRIPTION	DATE	APPROVED
	-	RELEASED PER CDCO-1245	DATE	KS



NOTES:

1. PACKAGE MATERIAL: GLASS 7052 w/25% AL
2. PACKAGE BASE/LEAD/LID: ASTM F-15 ALLOY
3. PLATING FINISH: 50-100 MICRONS GOLD OVER 100-225 MICRONS NICKEL
4. DIMENSION IS FROM TIP OF LEAD TO BEGINNING OF FOOT RADIUS
5. DIMENSION AND TOLERANCE IS PRIOR TO SOLDER TINNING

THIRD ANGLE PROJECTION



UNLESS OTHERWISE SPECIFIED  
 DIMENSIONS ARE IN INCHES  
 TOLERANCES ON FINISH RMS 63  
 ANGLES 31/2° FRACTIONS: 31/64  
 4 PLACE DECIMALS: ±0.005  
 3 PLACE DECIMALS: ±0.005  
 2 PLACE DECIMALS: ±0.010

COMMERCIAL PUBLISHED TOLERANCES SHALL APPLY TO TUBING, BAR, PLATE ETC. ALL THREADS TO BE CLASS 2A OR 2B. PLATED PARTS MUST FIT GAUGES AND MEET SPECIFIED TOLERANCES AFTER PLATING.

CAUTION  
 UNLESS THIS DRAWING BEARS AUTHORIZED SIGNED APPROVALS IT IS PRELIMINARY AND IS NOT TO BE USED FOR MANUFACTURING PURPOSES.

DRAWN BY K.SDYNNANHANG	08/20/12
CHECKED BY D.SCDFIELD	08/20/12
ENG. NAME	DATE
PRD. NAME	DATE
Q.A. NAME	DATE

KCB SOLUTIONS, INC.  
 900 Mount Laurel Circle, Shirley, Ma. 01464

OUTLINE,  
 32-LEAD GULL WING

SIZE B	CAGE CODE 3W3Q7	80068
DO NOT SCALE DRAWING		SCALE 1 : 1
APPLICATION		SHEET 1 OF 2

3

2

1